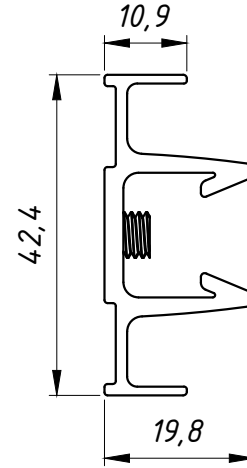
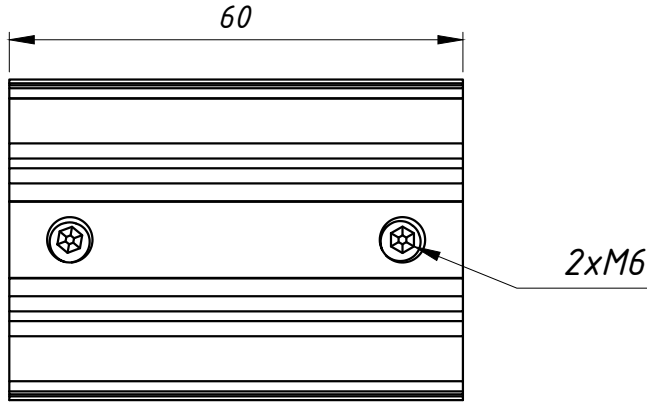
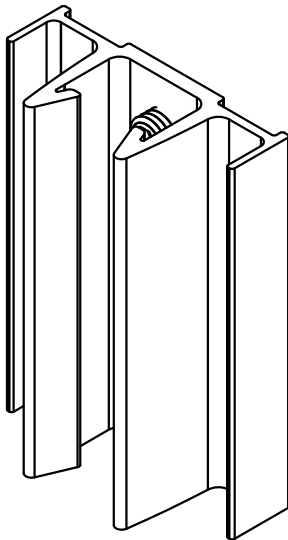


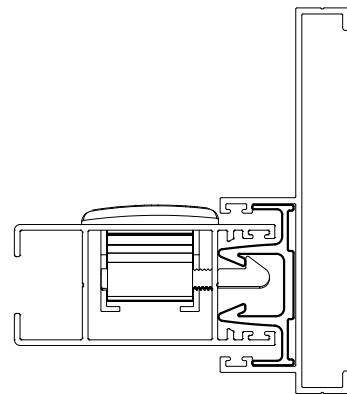
DIMENSÕES: (escala 1:1)



PERSPECTIVA: (sem escala)



APLICAÇÃO: (sem escala)



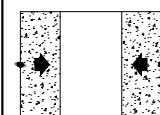
CARACTERÍSTICAS:

| | |
|--------------|----------------|
| Componentes: | Matéria-prima: |
| Estrutura | Alumínio |
| Parafusos | Aço Inox |

| | | |
|------------|-------|--------|
| Acabamento | Preto | Branco |
|------------|-------|--------|

| | |
|-----------|---------------------------------|
| Embalagem | 10 contrafechos 20 parafusos |
|-----------|---------------------------------|

| CÓDIGO | ACABAMENTO |
|-----------|------------|
| CON-320 | Preto |
| CON-320EB | Branco |



JANELAS
E PORTAS
DE CORRER