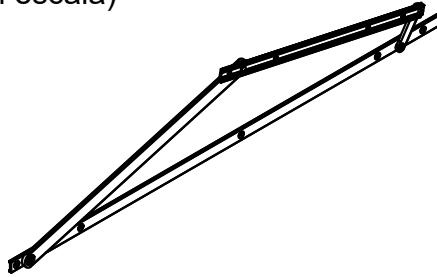
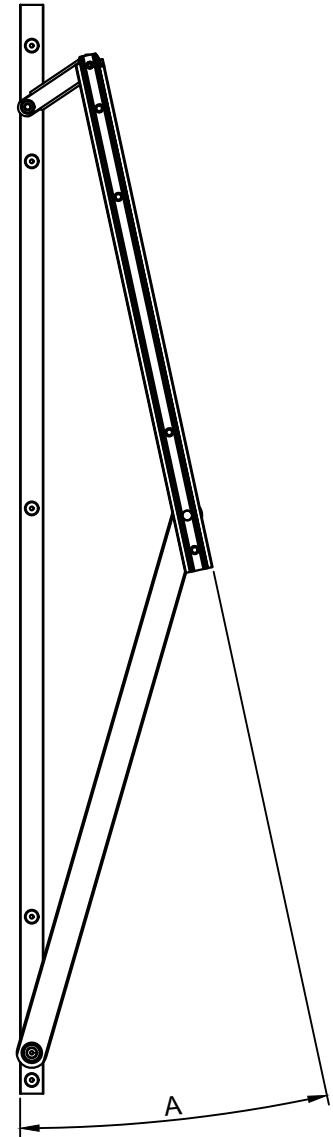
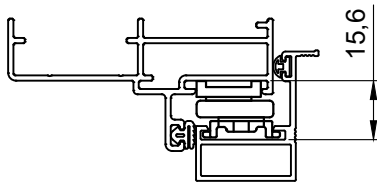
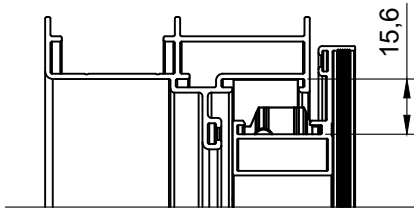


PERSPECTIVA:  
(sem escala)



APLICAÇÃO:  
Escala 1:2



### CARACTERÍSTICAS:

Componentes:	Matéria-prima:
Estrutura	Alumínio
Rebites	Alumínio
Buchas	Poliamida
Limitador	Alumínio

### Acabamento

Branco

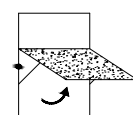
Preto

Embalagem	1 par de braços
	parafusos/rebites

Articulação ARM	
Comprimento	Abertura A
420	35°
550	28°
800	26°

Acabamento Fosco  
sob encomenda

Código Preto	Código Branco	Comprimento (mm)	Altura (mm) Mín./Máx.	Largura Máxima (mm)	Peso (Kg) Admissível	Vidro (mm) Esp. Máxima
ARM0420PT	ARM0420BC	420	450 a 599	800	8,0	6
ARM0550PT	ARM0550BC	550	600 a 849	800	12,0	6
ARM0800PT	ARM0800BC	800	850 a 1000	800	15,0	6



JANELAS  
MAXIM-AR